

ZENWall[™]

BASEMENT PANELING SYSTEM

*The Simplest Way to Create a Dry, Clean,
Finished Look on Your Basement Walls!*



*Now there is a way to make
your basement walls look
dry, and get a clean finished
look in one easy step:*

*the revolutionary ZenWall[™]
Basement Paneling System.*



More ➔

ZENWall™

BASEMENT PANELING SYSTEM



basement waterproofing drainage system keeps the basement floor dry – but it doesn't make basement walls dry or look better. Coatings and sealants just peel and flake off, and the wall looks worse.

The revolutionary new ZenWall™ Basement Paneling System is the answer. ZenWall™ is an encapsulated fiberglass core with a reflective foil vapor barrier on the back side and a smooth finish on the front side. It is used with a perimeter basement waterproofing system to waterproof the walls and stop water vapor from coming through the wall into the basement air.




The finish on ZenWall™ looks great as you can get without doing a full project, for a fraction of the price. The difference in what your basement looks like you feel like when you are in your

ZenWall™ comes in 2½ foot by 8 foot panels. Fasteners are hidden with the special pieces – so you don't see any fasteners as a vapor barrier because it gives you a radiant barrier, and therefore so

ZenWall™ panels are new and a real improvement. Panels are the simplest, easiest way

You will love what ZenWall™ panels



ZenWall™ 'tucks' neatly into WaterGuard® (Basement Systems' patented perimeter drainage system) to drain wall seepage away.

ZenWall™ panels can be installed with a basement waterproofing system to direct wall leakage into the waterproofing system, or it can be installed in a dry basement to make the walls look great!



Panels are easily cut and our trim nicely frames your basement windows.

*Visible fasteners may be necessary in the last panel or in odd situations.



Innovative trim

ZenWall™ panels are installed with drilled-in fasteners, so they will never come off your walls!

can't do anything to
and can make the

is a 1/4" thick
decorative vinyl finish
proof a basement wall,


at – about as great
l basement finishing
It makes a huge
looks like and what
basement!

oot panels. All
cially designed trim
teners*. We use foil
s the added benefit of
me resistance of heat flow through the panel one way or the other.

evolutionary option for basement walls. Simply put, ZenWall™
way to waterproof your basement walls, and get a finished look.

Is do for your home!

The inorganic materials that make up ZenWall™ – fiberglass, foil and vinyl, are all inorganic and will not rot or support mold growth – ZenWall™ is perfectly designed for a basement!




Back of ZenWall™ Panel

Vinyl finish

Foil vapor barrier

1/4" Fiberglass core



Cold, damp, concrete walls, moldy drywall, or chipping paint is not what you want in your basement!

The answer is:

ZENWall™
BASEMENT PANELING SYSTEM



Paint and coatings can flake and fall off. Wood can rot and grow mold. Both treatments are not suitable for basement environments.

While the colors and pattern and texture of the ZenWall™ finish hide marks, ZenWall™ panels are washable so keeping them clean is not a problem.



ZenWall™ can make up to a 10 degree difference in the surface temperature of the wall adding comfort and saving energy.

Aside from all of these benefits, ZenWall™ panels can be installed in any basement to make your walls look great!

Basement Systems
Basement Environment Specialists®